

Wireless Wallstations



The Wireless Wallstations with integrated LED indicators are available in a range of configurations for customized light level control. These Wallstations enable convenient control and desired lighting levels and work with the Encelium® Extend Networked and Encelium Edge™ Standalone Wireless Light Management Systems over a mesh network based on ZigBee® standards.

These Wireless Wallstations obtain their operating power from either two AA or four AAA¹ alkaline batteries. They are intended to be installed onto a wall surface¹ or electrical box with functionality options dependent on the model installed.

Two-Button Wallstation (EN-WS-2B): The 2-Button Wallstation is a single zone lighting controller ideal for small conference rooms, private offices and other spaces where multi-zone control is not required. A short press of the upper/lower buttons turns lighting ON/OFF, while a “press and hold” dims lighting up or down.

Scene Dimming Wallstation (SCX): The multi-scene, single-zone dimming Wallstation provides customized light level control in areas such as boardrooms, conference rooms, private offices and other areas requiring architectural dimming. The SCX allows the user to select pre-programmed light levels or “scenes” with the push of a button. Scene configuration can be changed via the System Software.

Zone Wallstation (ZCX):² The multi-zone Wallstation offers software-configurable lighting control that provides ON/OFF switching for multiple lighting zones. It is generally located at entry points to a floor or department and is used to “activate” or “de-activate” a lighting zone. The zone status is indicated by an LED display with white indicating ON and blue indicating OFF.

System Compatibility

- Works with the Encelium® Extend Networked Light Management System
- Works with the Encelium Edge™ Standalone Wireless Light Management System

Key Features & Benefits

- Sleek aesthetic design
- Simple installation
 - Tool-less mounting¹
- Setup and monitoring via Software
 - Mapping/Remapping
 - Battery life monitoring via software²
- Extended Battery life
 - 10 year battery life⁴
- Easy set-up
- Wide range of configurations to support design needs
- Proximity sensing illuminates LEDs of current setting when motion is sensed



Our Brand

ENCELIUM

OSRAM

Specifications

Software

- Mapping/Remapping
- Combined scene & zone in one Wallstation²
- Application of custom commands to individual Wallstation buttons²
- Battery life monitoring via software²

Environmental

- Operating temperature range:
14° – 104° F (-10° – 40° C)
- Relative Humidity: 5% – 95% RH non-condensing; rated for indoor locations

Mechanical

- Meets NEMA WD 6 and WD 1 specifications
- Dimensions (H x W x D):
 - J-Box Mounted: 4.5 x 2.76 x 0.94 inch (114.3 x 70.1 x 23.9 mm)
 - Surface Mounted¹: 4.5 x 2.76 x 0.5 inch (114.3 x 70.1 x 12.7 mm)

Wireless

- Radio Frequency: 2.4GHz

Mounting Options

- Surface mount¹
- Standard size wall box mount
- On mounting brackets for low voltage devices
- Support for “Decorator” style wall plate installation

Batteries

- 2-AA/4-AAA¹ Alkaline batteries (provided)
- Exchangeable and readily accessible
- 10 year life⁴

Regulatory

- cULus Listed (UL 916)
- Rated for dry locations; RoHS compliant
- FCC Part 15/ICES-003
- Electromagnetic requirements:
 - EN 61000-4-2
 - EN 61000-4-4
 - EN 61000-4-5

Ordering Information

General Lighting Wallstations

Item Number	Ordering Code	Works with ENCELIUM EXTEND Networked LMS	Works with ENCELIUM EDGE Standalone LMS	Wireless Communication Network	Modifiers
45573	EN-WS-2B-ZB-WH	Yes	Yes	ZigBee®	White - WH
45574	EN-WS-SC3-ZB-WH	Yes	Yes	ZigBee	White - WH
45575	EN-WS-SC5-ZB-WH	Yes	Yes	ZigBee	White - WH
45576	EN-WS-ZC3-ZB-WH	Yes	No	ZigBee	White - WH
45577	EN-WS-ZC6-ZB-WH	Yes	No	ZigBee	White - WH
56345	EN-WS-4B-ZB-WH	Yes	No	ZigBee	White - WH
45635	EN-WS-2B-ZB-GR	Yes	No	ZigBee	Gray - GR
45636	EN-WS-SC3-ZB-GR	Yes	No	ZigBee	Gray - GR
45637	EN-WS-SC5-ZB-GR	Yes	No	ZigBee	Gray - GR
45638	EN-WS-ZC3-ZB-GR	Yes	No	ZigBee	Gray - GR
45639	EN-WS-ZC6-ZB-GR	Yes	No	ZigBee	Gray - GR
45645	EN-WS-2B-ZB-BL	Yes	No	ZigBee	Black - BL
45646	EN-WS-SC3-ZB-BL	Yes	No	ZigBee	Black - BL
45647	EN-WS-SC5-ZB-BL	Yes	No	ZigBee	Black - BL
45648	EN-WS-ZC3-ZB-BL	Yes	No	ZigBee	Black - BL
45649	EN-WS-ZC6-ZB-BL	Yes	No	ZigBee	Black - BL
45650	EN-WS-2B-ZB-IV	Yes	No	ZigBee	Ivory - IV
45651	EN-WS-SC3-ZB-IV	Yes	No	ZigBee	Ivory - IV
45652	EN-WS-SC5-ZB-IV	Yes	No	ZigBee	Ivory - IV
45653	EN-WS-ZC3-ZB-IV	Yes	No	ZigBee	Ivory - IV
45654	EN-WS-ZC6-ZB-IV	Yes	No	ZigBee	Ivory - IV

Tunable White Wallstations

The 3 Scene Tunable White wallstation offers the ability to adjust intensity and color temperature from a single wallstation. The scene buttons with engravings like Warm, Neutral, Cool make it intuitive for occupants.

Item Number	Ordering Code	Works with Encelium Extend Networked LMS	Works with ENCELIUM EDGE Standalone LMS	Wireless Communication Network	Modifiers
56337	EN-WS-TWSC3-ZB-WH	Yes	No	ZigBee	White - WH

Shade Control Wallstations

The 3 Scene Shade Control Wallstation offers the ability to adjust lights and shades from a single wallstation. The scene buttons allow for recalling specific lighting level and shade position based on user requirements.

Item Number	Ordering Code	Works with Encelium Extend Networked LMS	Works with ENCELIUM EDGE Standalone LMS	Wireless Communication Network	Modifiers
56341	EN-WS-SHSC3-ZB-WH	Yes	No	ZigBee	White - WH

Button Kits

The button Kits provide the ability for field replacement.

Item Number	Ordering Code	Works with Encelium Extend Networked LMS	Works with ENCELIUM EDGE Standalone LMS	Contains	Modifiers
56339	EN-TW-BT01-ZC3-WH	Yes	No	3 - Tunable White Buttons	White - WH
56343	EN-SH-BT01-ZC3-WH	Yes	No	3 - Shade Control Buttons	White - WH
56346	EN-LTG-BT01-SC5-WH	Yes	Yes	5 - Single Height Buttons	White - WH
56347	EN-APP-BT01-SC5-WH	Yes	Yes	5 - Single Height Buttons	White - WH

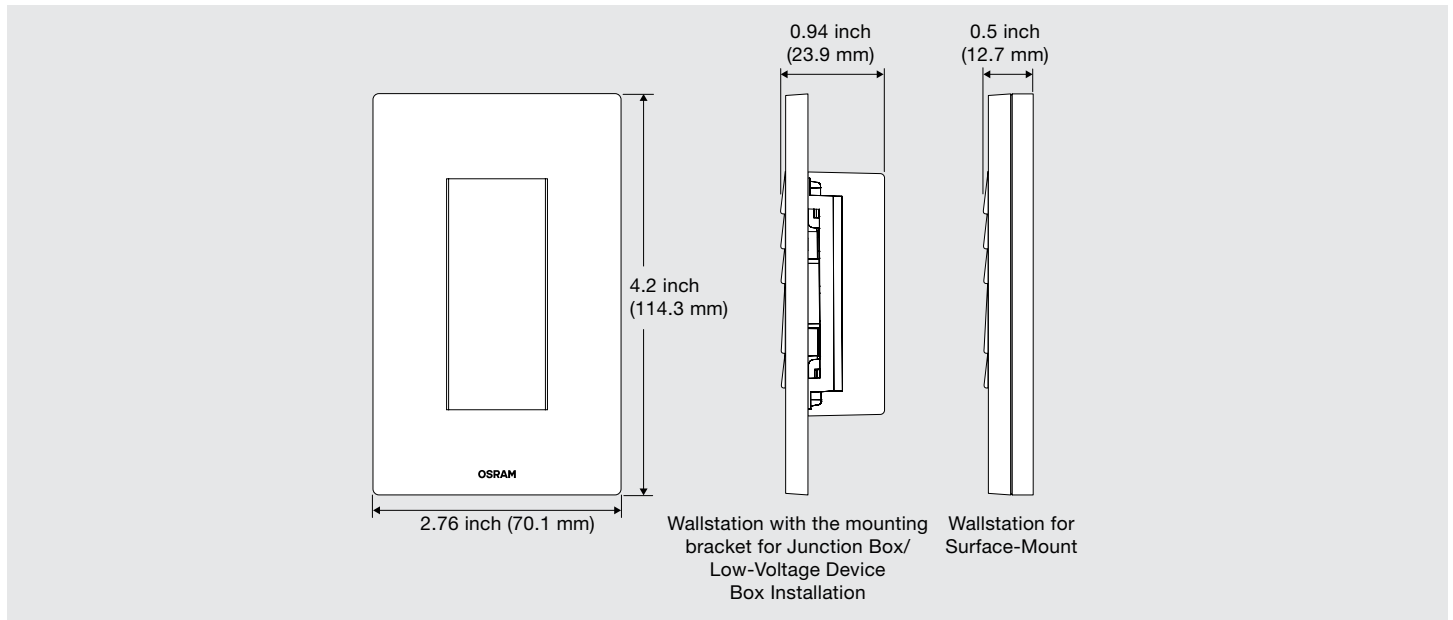
Surface-Mount Kit

Item Number	Ordering Code	Works with ENCELIUM EXTEND Networked LMS	Works with ENCELIUM EDGE Standalone LMS	Contains	Modifiers
45582	EN-SMK-ZB-WH	Yes	Yes	Surface-Mount Kit	White - WH

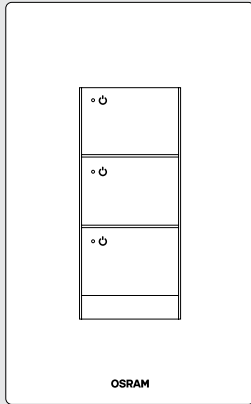
Custom Button Kits

Item Number	Ordering Code	Works with Encelium Extend Networked LMS	Works with ENCELIUM EDGE Standalone LMS	Contains	Modifiers
45596	EN-WS-2B-CBK-WH	Yes	Yes	2 - Triple Height Buttons	White - WH
45597	EN-WS-SC3-CBK-WH	Yes	Yes	3 - Single Height Buttons	White - WH
45598	EN-WS-SC5-CBK-WH	Yes	Yes	5 - Single Height Buttons	White - WH
45599	EN-WS-ZC3-CBK-WH	Yes	No	3 - Double Height Buttons	White - WH
45600	EN-WS-ZC6-CBK-WH	Yes	No	6 - Single Height Buttons	White - WH

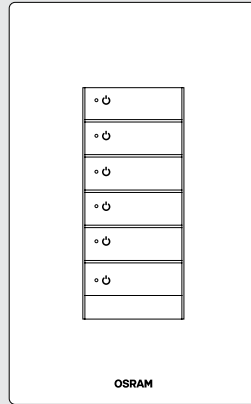
Dimensions



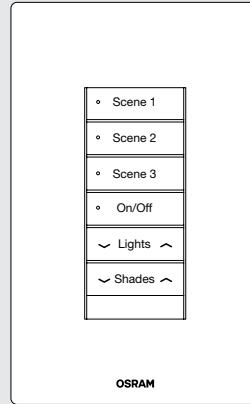
Configuration Options



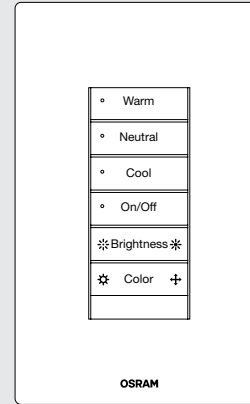
3 Zone²



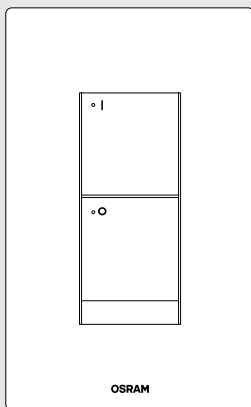
6 Zone²



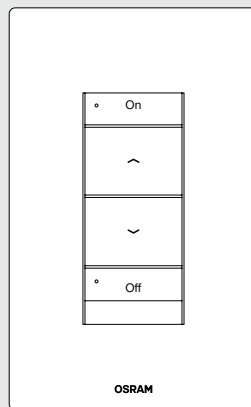
Lighting & Shade Control



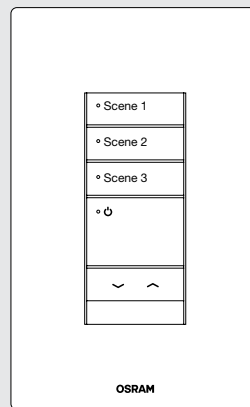
Tunable White



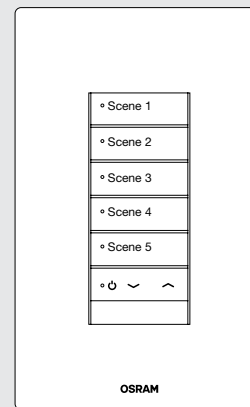
2 Button



4 Button



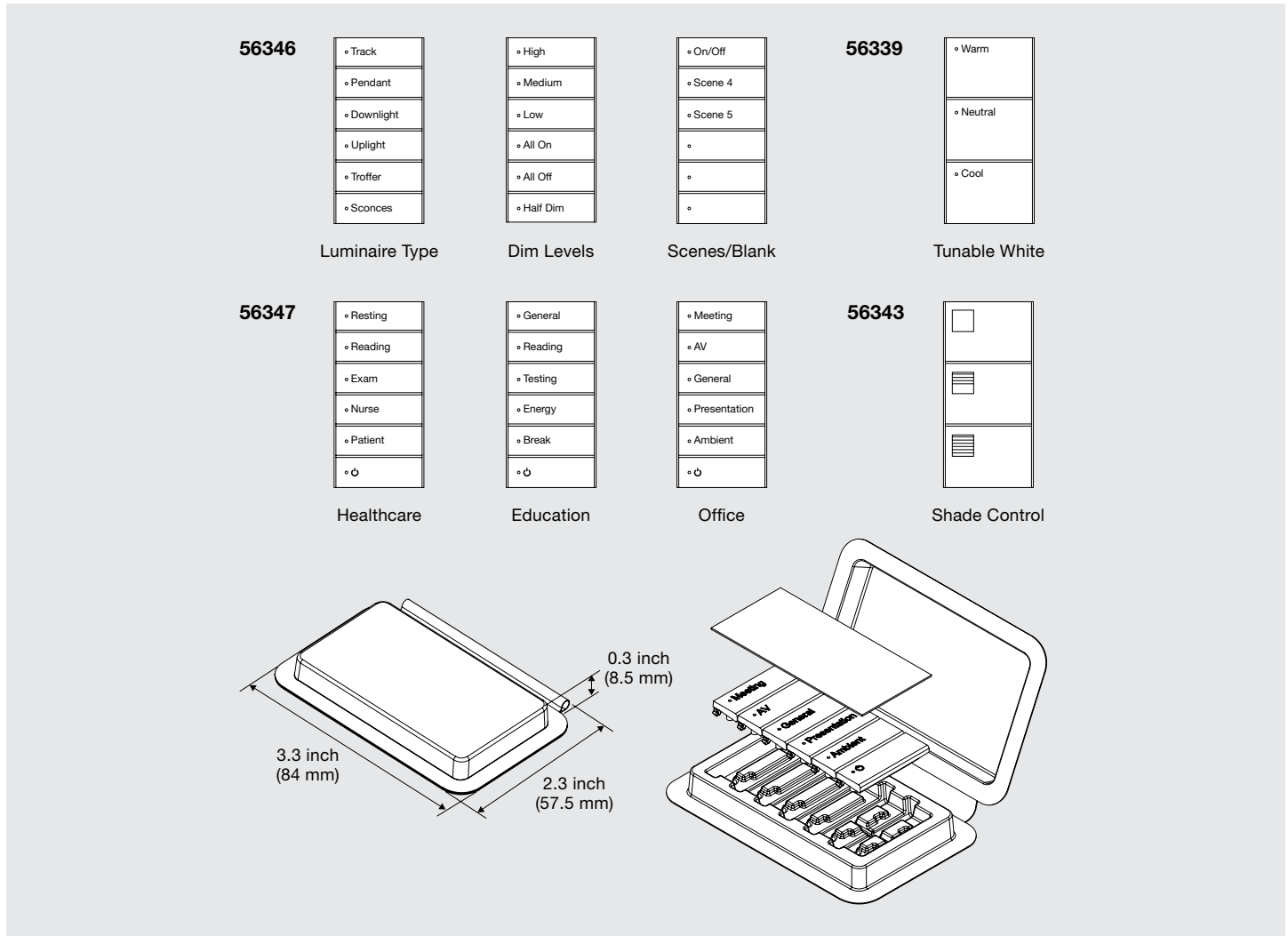
3 Scene



5 Scene

Button Kit Options

Each part number comes with the three button kits shown to allow flexibility to replace buttons on an existing wallstation.



Warranty

For warranty details, refer to the full warranty documentation at www.encelium.com.

Footnotes:

- 1 Requires Surface Mount Kit (SMK).
- 2 Available with the Encelium® Extend Networked Light Management System.
- 3 To order custom buttons, contact your local OSRAM sales representative.
- 4 When used with the Encelium Extend Networked Light Management System or Encelium Edge™ Standalone Wireless Light Management System.

OSRAM SYLVANIA Inc.
374 Congress Street
Suite 600
Boston, MA 02210 USA
1-877-636-5267
www.encelium.com

OSRAM is a registered trademark of OSRAM GmbH.
Encelium Extend and GreenBus II are registered trademarks of OSRAM SYLVANIA Inc.
ENCELIUM EDGE is a trademark of OSRAM SYLVANIA Inc.
Specifications subject to change without notice.
© 2018 OSRAM SYLVANIA Inc.

LMS105 R8 8-20

OSRAM